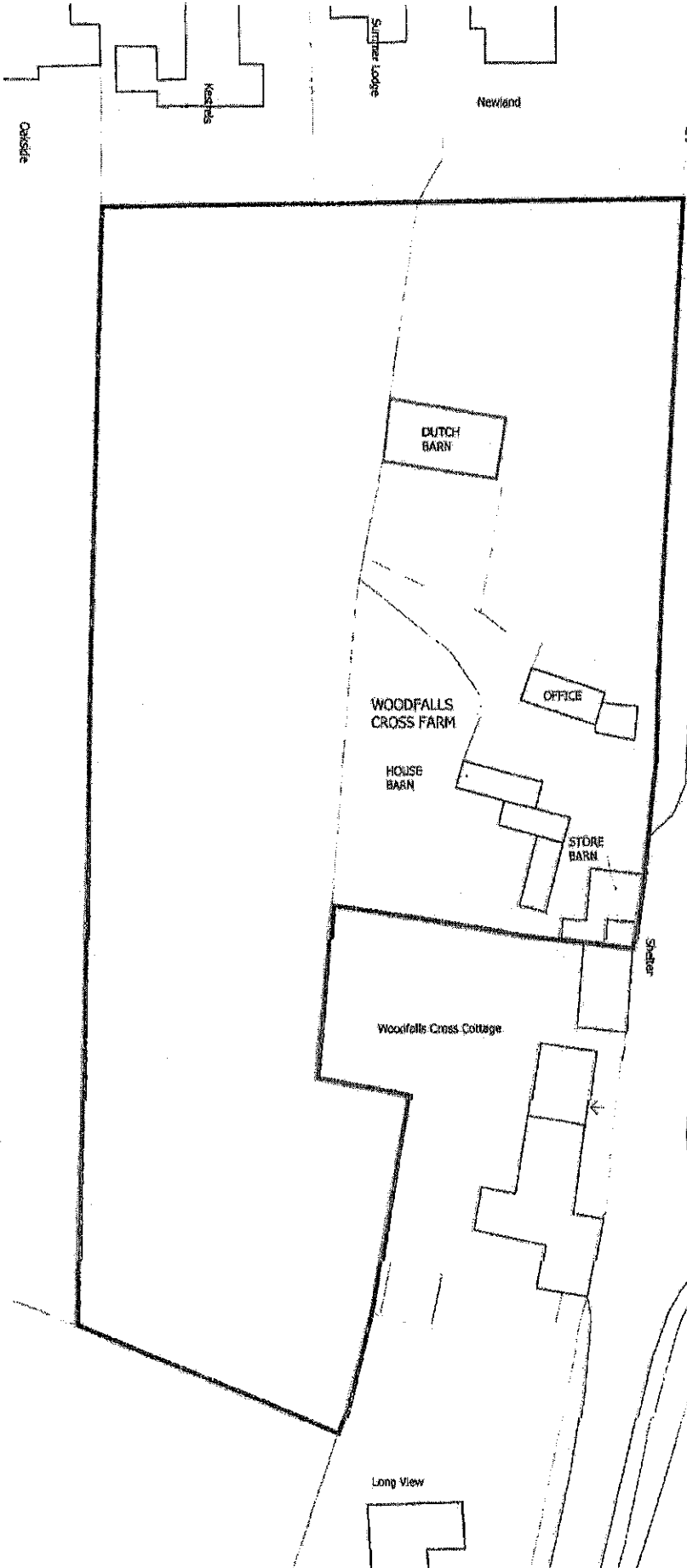


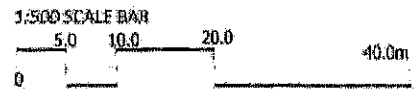
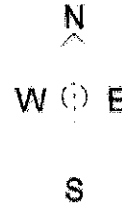
APPENDIX 2 - LAYOUT OF WOODFALLS CROSS FARM



Report all discrepancies, errors and omissions.
 Verify all dimensions on site before commencing any work on site or preparing shop drawings.
 All materials, components and workmanship are to comply with the relevant British Standards, Codes of Practice, and appropriate manufacturers recommendations that from time to time shall apply.
 For all specialist work, see relevant specialist manufacturers drawings.

This drawing and design are copyright of The Property Design Studio Ltd.

Revision _____ Date _____ Initial _____




Status
PRELIMINARY

Project
**THE DUTCH BARN
 WOODFALLS CROSS FARM
 HALE**

Drawing Title
SITE PLAN

Date	Scale	Drawn by
07.11.2019	1:500 @ A3	NP
Project No	Drawing No	Revision
1068	203	-

THE PROPERTY DESIGN STUDIO LTD
 ASHTON GROVE
 BALL HILL
 NEWBURY
 BERKSHIRE
 RG20 0NL



T : 01635 254910
 M : 07917 203071
 E : nick@pdstudio.org